



# X3

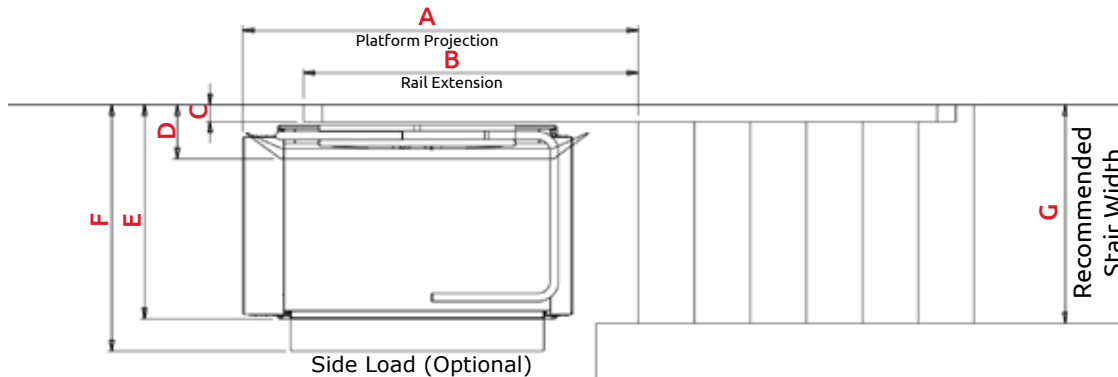
Inclined Platform Lift For Straight Stairways

# Technical Information

## Specifications

Platform	A variety of platform sizes available
Power Requirements	120 VAC provides power to battery charger
Applications	Residential or Commercial. Commercial applications require conformance to the ADA Accessibility Guidelines and/or ASME A117.1 (check local requirements)
Rated Load	250 kg (550 lbs)
Drive System	Rack & Pinion
Speed	4 m/min (13 ft/min)
Platform Controls	Keyless with continuous pressure directional buttons, equipped with emergency stop switch
Overspeed Safety	On board the platform carriage
Safety	Emergency manual lowering and folding   Under platform obstruction detection   Bi-directional ramp sensing   Curved safety arms   Pedestrian safety lights
Finishes	Champagne anodized extruded aluminum rails, Optional RAL colors (See your local Garaventa Lift dealer for details)
Optional Features	Wireless call stations, keyless (standard) or keyed with continuous pressure switches   Fully powered platform fold and unfold with powered ramps and arms   Attendant remote control   Fold-down seat with seat belt   Support towers   Keyed platform controls   Vandal resistant platform storage   Keyed platform lock
Warranty	Two years   Extended warranty (five additional years) * USA/Canada only

# Dimensions



**NOTE:** Dimension F only applies at lower landing when the side load ramp is in the open position.

## Platform Projection and Rail Extensions

Stair Angle	15°	20°	25°	30°	35°	40°	45°
<b>Dimension A - Platform Projection</b>							
800 x 1220mm Platform (31 1/2" x 48") ADA	2321 91 3/8"	2082 82"	1936 76 1/4"	1837 72 3/8"	1764 69 1/2"	1708 67 1/4"	1664 65 1/2"
800 X 1050 (31 1/2" X 41 3/8")	2152 84 3/4"	1913 75 3/8"	1767 69 5/8"	1668 65 5/8"	1595 62 3/4"	1539 60 5/8"	1495 58 7/8"
800 X 900 (31 1/2" X 35 1/2")	2001 78 3/4"	1762 69 3/8"	1616 63 5/8"	1517 59 3/4"	1444 56 7/8"	1388 54 5/8"	1344 52 7/8"
700 X 750 (27 1/2" X 29 1/2")	1851 72 7/8"	1612 63 1/2"	1466 57 3/4"	1367 53 7/8"	1294 51"	1238 48 3/4"	1194 47"
<b>Dimension B - Rail Extension</b>							
800 x 1220mm Platform (31 1/2" x 48") ADA	2200 86 5/8"	1912 75 1/4"	1709 67 1/4"	1558 61 3/8"	1449 57"	1448 57"	1369 53 7/8"
800 X 1050 (31 1/2" X 41 3/8")	2116 83 1/4"	1828 72"	1625 64"	1474 58"	1365 53 3/4"	1364 53 3/4"	1285 50 5/8"
800 X 900 (31 1/2" X 35 1/2")	2040 80 3/8"	1752 69"	1549 61"	1398 55"	1289 50 3/4"	1288 50 3/4"	1209 47 5/8"
700 X 750 (27 1/2" X 29 1/2")	1965 77 3/8"	1677 66"	1474 58"	1323 52 1/8"	1214 47 3/4"	1213 47 3/4"	1134 44 5/8"

**NOTE:** These dimensions are based on a first riser height of 190mm (7 1/2"). The platform projection and rail extension will be shorter than indicated for shallow stairs below 25° as they may have shorter first risers, please consult Garaventa Lift.


## Stair Width Clearance for Different Attachment Methods

Clearance Width Dimensions	C Rail Protrusion		D Platform Folded		E Platform Unfolded		F Side Load Ramp		G Stair Width	
	mm	in	mm	in	mm	in	mm	in	mm	in
800 x 1220 (31 1/2" x 48") 800 x 1050 (31 1/2" x 41 3/8") & 800 x 900 (31 1/2" x 35 1/2") platforms										
Direct Mount	81	3 1/4	345	13 5/8	1040	41	1255	49 1/2	1060	41 3/4
Towers	146	5 3/4	410	16 1/8	1105	43 1/2	1320	52	1125	44 1/4
700 x 750 mm (27 1/2" x 29 1/2") Platform										
Direct Mount	81	3 1/4	345	13 5/8	940	37	N/A	N/A	960	37 3/4
Towers	146	5 3/4	410	16 1/8	1005	39 1/2	N/A	N/A	1025	40 3/8




**Garaventa Lift**

18920 36th Avenue · Surrey, BC · V3Z 0P6 · Canada  
T 604 594 0422 · T 800 663 6556 (toll free North America)  
E info@garaventlift.com · I www.garaventlift.com



Authorized Garaventa Lift Representative

© Garaventa Lift. As we are continuously improving our products, specifications outlined in this brochure are subject to change without notice.

 Printed in Canada  
21180-G-PB-EN