



Quality Home Elevators by Garaventa



Elegant Design from Contemporary to Traditional



For Design Assistance, Site Evaluation and Quotation

Call your local
Garaventa representative
or our Design Hotline
at 1.800.663.6556

Design Information:

Car Sizes:

Three standard sizes
Custom platforms available

Maximum Number of Stops: 6

Rated Load:

1400 lbs (635 kgs)

Speed:

40 fpm (0.2 m/s)

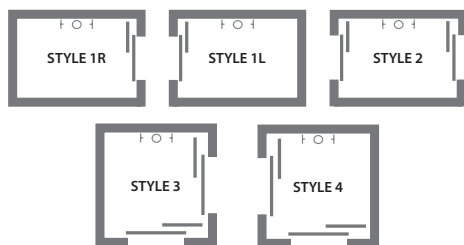
Pit Depth:

Minimum 12" (305mm)

Doors:

Swing or sliding door option

Configurations:



* Machine room required

www.garaventalift.com

Many more resources are available on-line:

- Design Specifications
- CAD Blocks
- Design and Planning Guides
- Photo Gallery

Garaventa Home Elevators


The Garaventa home elevator has a 1400 lbs capacity and features sliding doors in a stainless steel finish or the doors can be finished to match your decor.



- Maple veneer with black accents
- Recessed button controls



- Raised oak panels
- Stainless steel handrail and controls




- Laminate panels
- Sliding door



- Raised panel wood cab
- Swing door at landing

Wood Veneer Selection - Offered in 9 wood species, unfinished or with clear coat satin finish.



Car Wall Laminate Panel Selection - Fire rated, tough and easy to clean. Offered in a choice of 8 standard colors.

