



## Quality Home Elevators by Garaventa



*Elegant Design from Contemporary to Traditional*



## For Design Assistance, Site Evaluation and Quotation

Call your local  
Garaventa representative  
or our Design Hotline  
at 1.800.663.6556

### Design Information:

#### Car Sizes:

Three standard sizes

Custom platforms available

**Maximum Number of Stops:** 6

#### Rated Load:

1400 lbs (635 kgs)

#### Speed:

40 fpm (0.2 m/s)

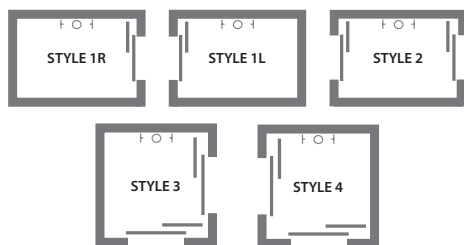
#### Pit Depth:

Minimum 12" (305mm)

#### Doors:

Swing or sliding door option

#### Configurations:



\* Machine room required

[www.garaventalift.com](http://www.garaventalift.com)

Many more resources are available on-line:

- Design Specifications
- CAD Blocks
- Design and Planning Guides
- Photo Gallery

## Garaventa Home Elevators


The Garaventa home elevator has a 1400 lbs capacity and features sliding doors in a stainless steel finish or the doors can be finished to match your decor.



- Maple veneer with black accents
- Recessed button controls



- Raised oak panels
- Stainless steel handrail and controls




- Laminate panels
- Sliding door



- Raised panel wood cab
- Swing door at landing

**Wood Veneer Selection** - Offered in 9 wood species, unfinished or with clear coat satin finish.



**Car Wall Laminate Panel Selection** - Fire rated, tough and easy to clean. Offered in a choice of 8 standard colors.

