



# GENESIS VERTICAL LIFT

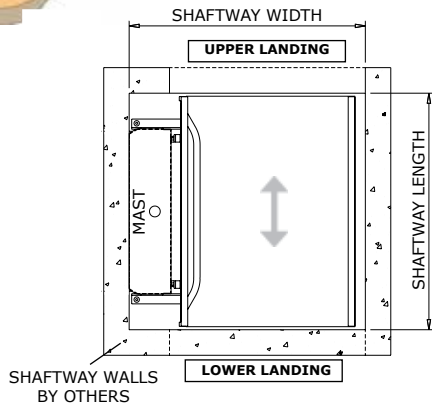
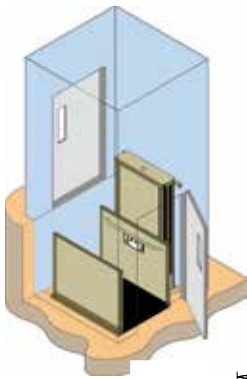
## ENCLOSURE AND SHAFTWAY MODELS



The Garaventa Genesis is a vertical platform lift which provides access into or within commercial or residential buildings. It travels inside a complete, self-contained enclosure, as shown, or can be located in a shaftway constructed by others. Our unique, anodized aluminum design is strong, durable and attractive.

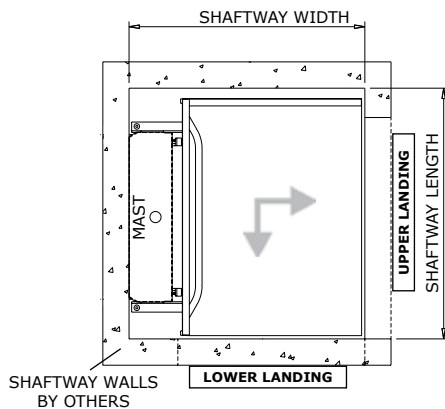
## SHAFTWAY MODEL

The Genesis Shaftway model fits inside a vertical runway that is built by others in accordance to Garaventa Lift specifications. The system consists of a drive mast, passenger platform and doors or gates. The shaftway can be completely enclosed, much like an elevator shaftway, or it can be open at the upper landing. A variety of doors and gates are available.



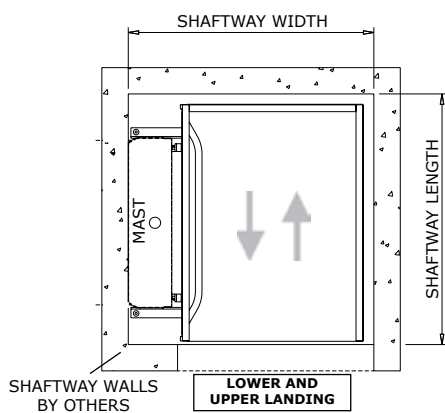
### Shaftway Straight Through

Platform Size	Shaftway Width	Shaftway Length	Platform Width	Platform Length
Compact	1317mm [51 7/8"]	1295mm [51"]	914mm [36"]	1257mm [49 1/2"]
Standard	1394mm [54 7/8"]	1407mm [55 3/8"]	992mm [39"]	1370mm [53 7/8"]
Mid-Size	1394mm [54 7/8"]	1558mm [61 3/8"]	992mm [39"]	1520mm [59 7/8"]
Large	1546mm [60 7/8"]	1558mm [61 3/8"]	1146mm [45"]	1520mm [59 7/8"]



### Shaftway 90° Entry / Exit

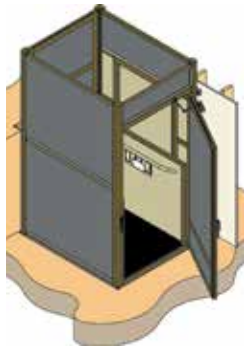
Platform Size	Shaftway Width	Shaftway Length	Platform Width	Platform Length
Compact	1272mm [50 1/8"]	1316mm [51 3/4"]	940mm [37"]	1208mm [47 1/2"]
Standard	1350mm [53 1/8"]	1428mm [56 1/4"]	1017mm [40"]	1320mm [52"]
Mid-Size	1350mm [53 1/8"]	1579mm [62 1/8"]	1017mm [40"]	1471mm [57 7/8"]
Large	1502mm [59 1/8"]	1579mm [62 1/8"]	1169mm [46"]	1471mm [57 7/8"]



### Shaftway On/Off Same Side

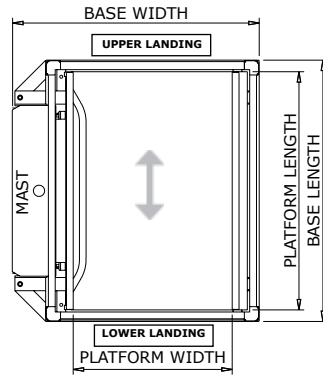
Platform Size	Shaftway Width	Shaftway Length	Platform Width	Platform Length
Compact	1317mm [51 7/8"]	1316mm [51 3/4"]	914mm [36"]	1208mm [47 1/2"]
Standard	1394mm [54 7/8"]	1428mm [56 1/4"]	992mm [39"]	1320mm [52"]
Mid-Size	1394mm [54 7/8"]	1579mm [62 1/8"]	992mm [39"]	1471mm [57 7/8"]
Large	1546mm [60 7/8"]	1579mm [62 1/8"]	1144mm [45"]	1471mm [57 7/8"]

- Platform dimensions are clear inside dimensions.
- Ramp required for floor mount
- Mast-to-wall attachment required
- [Shaftway Only] If the tie back rail (spreader bar) is to be used to attach the mast to the shaftway wall, the shaftway width dimension will increase by 38 mm [1 1/2"]



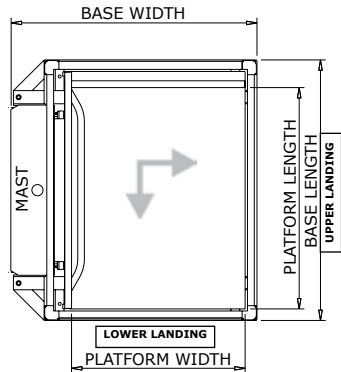
## ENCLOSURE MODEL

The Genesis Enclosure model is a complete, self-contained vertical access solution. It is similar to the Shaftway Model except it includes a pre-fabricated enclosure and integrated doors or gates. The enclosure can be built full height and fitted with a Plexiglas dome for weather protection, or can be left open at the top.



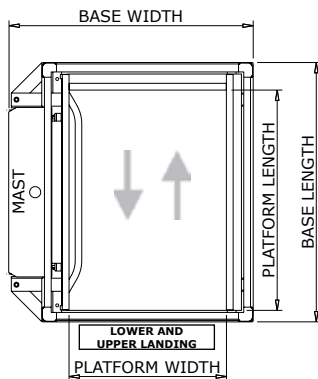
### Enclosure Straight Through

Platform Size	Base Width	Base Length	Platform Width	Platform Length
Standard	1399mm [55 1/8"]	1505mm [59 1/4"]	947mm [37 1/4"]	1370mm [53 7/8"]
Mid-Size	1399mm [55 1/8"]	1656mm [65 1/8"]	947mm [37 1/4"]	1520mm [59 7/8"]
Large	1551mm [61 1/8"]	1656mm [65 1/8"]	1099mm [43 1/4"]	1520mm [59 7/8"]



### Enclosure 90° Entry / Exit

Platform Size	Base Width	Base Length	Platform Width	Platform Length
Standard	1399mm [55 1/8"]	1505mm [59 1/4"]	1017mm [40"]	1295mm [51"]
Mid-Size	1399mm [55 1/8"]	1656mm [65 1/8"]	1017mm [40"]	1446mm [56 7/8"]
Large	1551mm [61 1/8"]	1656mm [65 1/8"]	1155mm [45 1/2"]	1446mm [56 7/8"]



### Enclosure On/Off Same Side

Platform Size	Base Width	Base Length	Platform Width	Platform Length
Standard	1399mm [55 1/8"]	1505mm [59 1/4"]	947mm [37 1/4"]	1295mm [51"]
Mid-Size	1399mm [55 1/8"]	1656mm [65 1/8"]	947mm [37 1/4"]	1446mm [56 7/8"]
Large	1551mm [61 1/8"]	1656mm [65 1/8"]	1099mm [43 1/4"]	1446mm [56 7/8"]

\*For more detailed information refer to the Genesis Design and Planning Guide



# GENESIS VERTICAL LIFT

Need Design Assistance?

Call your local Garaventa Lift representative or our Design Hotline at 1.800.663.6556

## TECHNICAL INFORMATION

**Rated Load:** Standard 750 lbs (340 kg) with a safety factor of 5

**Speed:** Leadscrew - 3 meters (10 ft) per minute at full load | Hydraulic - 5.2 meters (17 ft) per minute at full load

**Travel Range:** Leadscrew - up to 12 feet | Hydraulic - up to 14 feet

**Safety Features:** Garaventa doors and gates equipped with Garaventa interlocks and internal closers for doors and gates | Sturdy 16 gauge galvanized steel platform side walls 1070mm (42 1/8") | Constant pressure directional control switches and illuminated and audible emergency stop switch | Full length grab rail on platform side wall panel

**Leadscrew Drive System:** Motor: 2 HP (1750 RPM) | Motor Drive Type: ACME screw (1" diameter) | Mains Supply: North American Models: 120 VAC on a dedicated 20 amp circuit, International Models: 208-240 VAC on a dedicated 16 amp circuit


**Hydraulic Drive System:** Motor: 3 HP (2.2 KW) complete with auxiliary power system | Motor Drive Type: Chained Hydraulic (Dual 5/8" ANSI 50 chains) | Mains Supply: North American Models 120 VAC on a dedicated 15 amp circuit, International Models 208-240 VAC on a dedicated 16 amp circuit

**Controls:** Keyless Controls (No key required for call stations and platform controls) | Directional Controls - Constant pressure switches | Control Voltage: 24 VDC

**Power Requirements:** 120 VAC single phase | Optional 208-240 VAC single phase

**Popular Options:** Power Door Operators (ANSI/ BHMA A156.19 compliant) | Custom platform sizes available | Illuminated and tactile constant pressure directional buttons | Arrival gong and digital floor display | Steel or Plexiglas enclosure panels (Enclosure only) | Choice of RAL colors | Autodialer phone (ADA compliant) | Keyed operation | Custom applications (Consult Garaventa Lift) | Battery powered emergency lowering (Leadscrew drive only) | Full time battery operation **\*\*\*suitable for low use applications ONLY** (Hydraulic drive) | Fan and Ventilation System with thermostatic controls - requires Continuous Mains Power (Enclosure only)

**Warranty:** 2 year standard warranty | Optional additional 5 year extended warranty (7 years)



Authorized Garaventa Lift Representative

### Contact us today

Phone: +1 604 594 0422  
Toll Free: 1 800 663 6556  
Web site: [www.garaventalift.com](http://www.garaventalift.com)

Printed in Canada  
15805-T-PB

© Garaventa Lift. As we are continuously improving our products, specifications outlined in this brochure are subject to change without notice.